IN-SERVICE TRAINING

SIGN-UP FOR NEVVON

Scan for the video tutorial!

Download the Nevvon app

from your application store or scan the barcode

Download on the App Store

GET IT ON Google Play

and open it.

Create your account

in 3 steps:

1 Enter your phone number

(The one your agency has on file)

Include the area code but without dashes.

2 Verify your phone number

By requesting an SMS or a phone call.

Enter the code you just received.

3 Create your password

It should contain at least:

- 8 characters
- 1 uppercase letter
- 1 lowercase letter
- 1 number

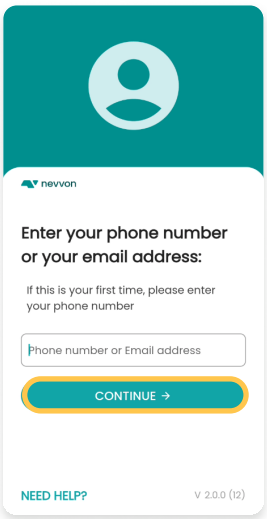

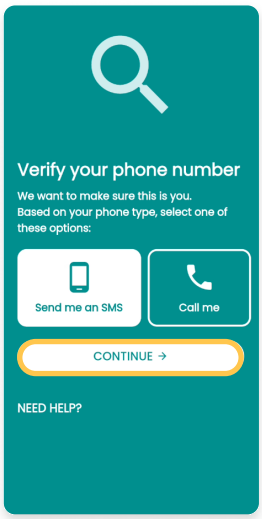

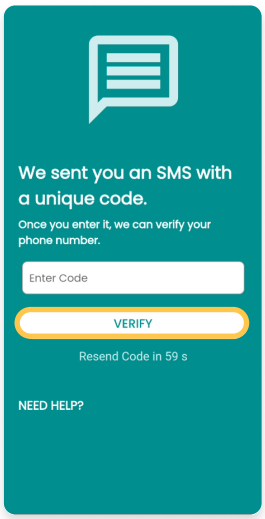

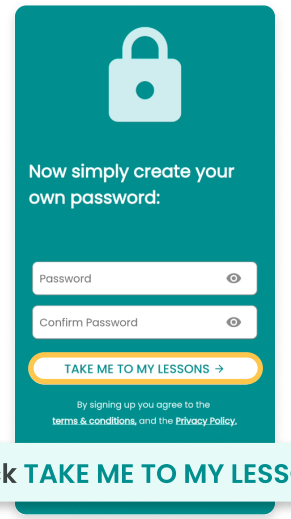

Click TAKE ME TO MY LESSONS

Welcome to Nevvon! You're now ready to learn.

IN-SERVICE TRAINING

USING THE NEVVON APP

Scan for the video tutorial!

Your training home page:

Here you will see the **programs** that you've been assigned, and how far you've got.

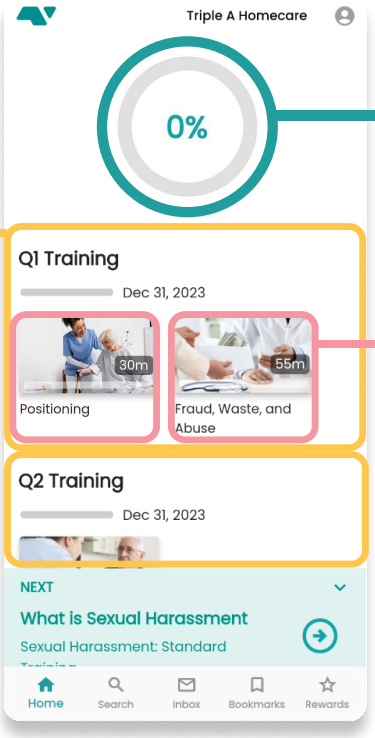

This is your training Completion Rate

Your program is divided into modules.
Each module covers a different subject.

To start a module, simply click on it.

Scroll to the left to see all of the modules in that program.

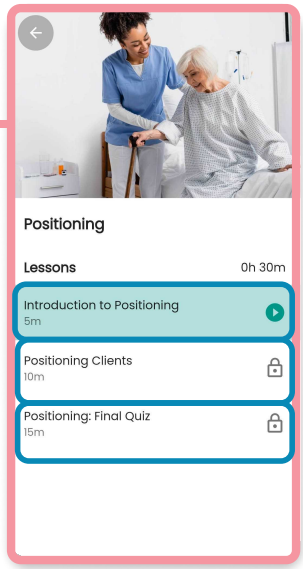

Click the play button to start the lesson.

Each module is made up of lessons.

Scroll down to see all of the lessons in this module

If you leave the app and come back, you'll have the option to resume where you've left off.

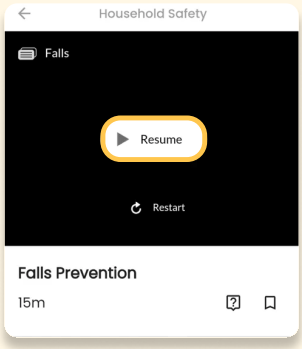

Only when you finish a lesson, the next lesson will be unlocked.

Do you prefer learning in a different language?

Go to the top right corner and click the **profile icon.** Then click on **Language** and choose your **preferred language.**

nevvon

Contact us **support@nevvon.com**